




Technical Standards and Safety Authority
 345 Carlingview Drive
 Toronto, Ontario M9W 6N9
 www.tssa.org

REGISTERED

CRN: CSA-OH20020.56

Registration Process administered by
 CSA Group per CSA B51

Show facsimile of manufacturer's logo or trademark, as it will appear on the fitting, in the space below



STATUTORY DECLARATION

Registration of Fittings

I, David H. Peace, Vice President of Engineering
(Name and Position, e.g. President, Plant Manager, Chief Engineer)

of Swagelok Company
(Name of Manufacturer)

Located at 29500 Solon Road, Solon, Ohio 44139 USA (Plant Address) (440) 248-4600 (Telephone No.) (440) 349-5970 (Fax No.)

do solemnly declare that the fittings listed hereunder, which are subject to the **Technical Standards and Safety Act**, Boilers and Pressure Vessels Regulation, comply with all of the requirements of ASME B31.1 for unlisted components where applicable and ASME B31.3 for unlisted components where applicable
(Title of recognized North American Standard)
 which specifies the dimensions, materials of construction, pressure/temperature ratings, identification marking the fittings and service;

or are not covered by the provisions of a recognized North American standard and are therefore manufactured to comply with _____ as supported by the attached data which identifies the dimensions, material of construction, pressure/temperature ratings and the basis for such ratings, the marking of the fitting for identification and service.

I further declare that the manufacture of these fittings is controlled by a quality system meeting the requirements of ISO 9001:2015 which has been verified by the following authority, BSI

The items covered by this declaration, for which I seek registration, are category H. Other type fittings. In support of this application, the following information and/or test data are attached as follows:
ISO 9001:2015 Certificate, Attachment A, Attachment B, Product Catalog and other supporting documents
(drawings, calculations, test reports, etc.)

Declared before me at Solon in the State of Ohio
 the 13th day of November AD 20 17.

Commissioner for Oaths:
Jamie L. Ristau (Printed name) Jamie L. Ristau Resident Portage County Notary Public, State of Ohio My Commission Expires: 03/06/2019
Jamie L. Ristau (Signature) [Signature] (Signature of Declarer)

FOR OFFICE USE ONLY

To the best of my knowledge and belief, the application meets the requirements of the **Technical Standards and Safety Act**, Boilers and Pressure Vessels Regulation, and CSA Standard B51 and is accepted for registration in Category H

CRN: CSA - OH 20020.56
 Registered by: A. BANWATT
 Dated: APRIL 09 2018

REGISTERED

CRN: CSA-OH20020.56

Registration Process administered by
 CSA Group per CSA B51

NOTE: This registration expires on: JAN 31 2028



Attachment B. Scope of Registration for Swagelok Fluid Distribution Headers (FDH) (Category H)

Product Scope

This document represents the scope of Swagelok® Fluid Distribution Headers covered by this submission for CRN approval. These products have been evaluated in accordance with ASME B31.1 for unlisted components and ASME B31.3 for unlisted components.

Summary Table

Product Series	Main Pressure Bearing Component	Main Pressure Bearing Material (Standard)	End Cap/Body Connections and Sizes	Maximum Allowable Working Pressure (psig)		Design Code of Construction
				@100°F	@Max. Temp	
FDH1 (1" pipe platform)	Body (Extrusion) 3/4" female NPT ends Or End Caps on straight threads	316 SS bar (ASTM A479)	Inlet Connections: Swagelok tube fitting 1/2", 3/4", 1", 12mm, 25mm Female NPT 3/8", 1/2", 3/4" Swagelok Tube Adapter 3/8", 1/2", 3/4", 1" Outlet Connections: Swagelok Tube Fitting 1/4", 1/2", 6mm, 10mm, 12 mm, 25 mm Female NPT 1/4", 3/8" 1/2" Swagelok Tube Adapter 1/4", 3/8", 1/2", 3/4"	3000 psig	2145 psi @ 400°F	ASME B31.1 (Unlisted Components) And ASME B31.3 (Unlisted Components)
FDH2 (2" pipe platform)	Body (Extrusion) and End Caps	316 SS bar (ASTM A479)	Inlet Connections Swagelok Tube Fitting 3/4", 1", 2", 25mm, 50mm, Female NPT 1/2", 3/4", 1" Swagelok Tube Adapter 3/4", 1", 2" Outlet Connections Swagelok Tube Fitting 3/8", 1/2", 3/4", 1", 10mm, 12 mm, 25 mm Female NPT 3/8" 1/2", 3/4", 1" Swagelok Tube Adapter 3/8", 1/2", 3/4"	1000 psig	715psi @ 400°F	ASME B31.3 (Unlisted Components)

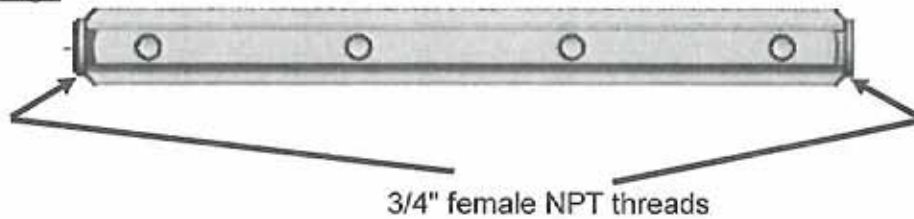
 **OF 4**

ATTACHMENT TO
 C.R.N. CSA-OH20020.56
 Signed: [Signature]
 179 Rexdale Boulevard, Toronto, ON Canada M9W 1R3

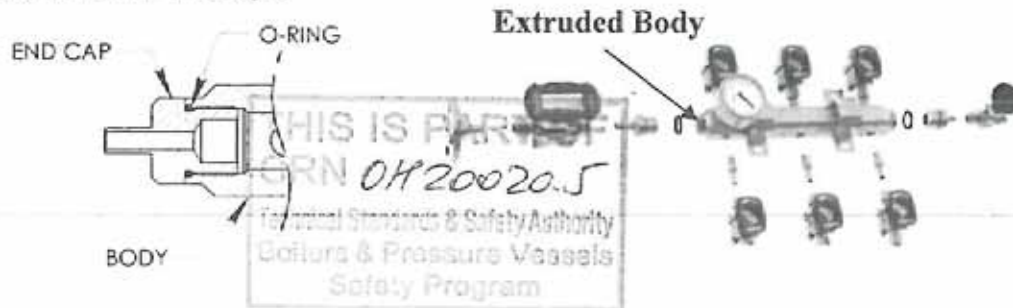
THIS IS PART OF
 CRN OH20020.5
 Technical Standards & Safety Authority
 Boilers & Pressure Vessels
 Safety Program

Product Illustrations

Primary FDH1 Design



FDH2 and Optional FDH 1 Design



Configurations


The Swagelok Fluid Distribution Header (FDH) is a pre-engineered and fully documented piping assembly that can act as a distribution manifold or collection manifold in gas or liquid applications. The main pressure-bearing component is an extruded manifold body that may or may not include an end-cap at the inlet and outlet ends, as explained below. When end caps are used, they are connected to the body with straight threads and O-ring seals.

FDH assemblies are available in two sizes – the FDH1 is a one-inch pipe platform and the FDH2 is a two-inch pipe platform. The FDH can be ordered with two to 18 branch outlets, where valves and other system components are connected to the branch outlets with tapered pipe threads. Swagelok offers a variety of system components to connect to the manifold body and/or end cap assemblies.

The pressure rating of the total piping assembly is the lowest pressure rating of any valve or other system component connected to the body. The scope of this registration is only for the extruded body with 3/4" NPT ends or the extruded body and end cap assemblies.

Product Options:

Fluid distribution headers are common components for a variety of gas and liquid applications. A wide variety of product options such as clamps or various system components can be attached to manifold body and end-cap assemblies to create subsystems for conveying systems or gases. These options do not affect the pressure or temperature ratings of the body or body and end cap assemblies within the scope of this CRN registration..



Quality System

The Swagelok Company quality system for Fluid Distribution Headers complies with the requirements of BS EN ISO 9001:2015. Swagelok Company maintains British Standards Institution Certificate of Registration Number FM 01729, which applies to all locations listed on the Certificate.

References

The Swagelok product catalog does not represent the full scope of the registration but rather details some of the most common options:

- o Fluid Distribution Header Catalog MS-02-358



Attachment A. Swagelok Manufacturing Locations

This document lists the Swagelok locations where end item or component level manufacturing activities take place.

Swagelok Company 29500 Solon Road Solon, Ohio 44139 USA	Swagelok Company (Falon 1) 348 Bishop Road Highland Heights, Ohio 44143 USA
Swagelok Company (Highland) 318 Bishop Road Highland Heights, Ohio 44143 USA	Swagelok Company (Falon 2) 358 Bishop Road Highland Heights, Ohio 44143 USA
Swagelok Company (OFC) 29495 F.A. Lennon Drive Solon, Ohio 44139 USA	Swagelok Company (HPF) 6050 Cochran Road Solon, Ohio 44139 USA
Swagelok Company (Atlantic) 26651 Curtiss Wright Parkway Willoughby Hills, Ohio 44092 USA	Swagelok Company (Snow Metal) 6060 Cochran Road Solon, Ohio 44139 USA
Swagelok Company (Micro) 26653 Curtiss Wright Parkway Willoughby Hills, Ohio 44092 USA	Swagelok Company (Alfred) 29500 Ambina Drive Solon, Ohio 44139
Swagelok Hose Services Company (SHSC) 29900 Solon Industrial Parkway Solon, Ohio 44139	Swagelok Company (Strongsville) 15400 Foltz Road Strongsville, Ohio 44119
Swagelok (China) Fluid System Technologies Ltd. Changshu Export Process Zone Changshu Economic Development Zone Changshu, Jiangshu 215513 China	Swagelok Company A.G. (European Technology Center) St. GallerstraBe 84 Lachen, Switzerland 8853 Switzerland
Swagelok Limited Tromode IM4 4RA Isle of Man	


40F4

ATTACHMENT TO
C.R.N. CSA-OH20020.56
Signed: [Signature]
 178 Rexdale Boulevard, Toronto, ON Canada M9W 1R3

THIS IS PART OF
 CRN OH20020.5
 Technical Standards & Safety Authority
 Boilers & Pressure Vessels
 Safety Program