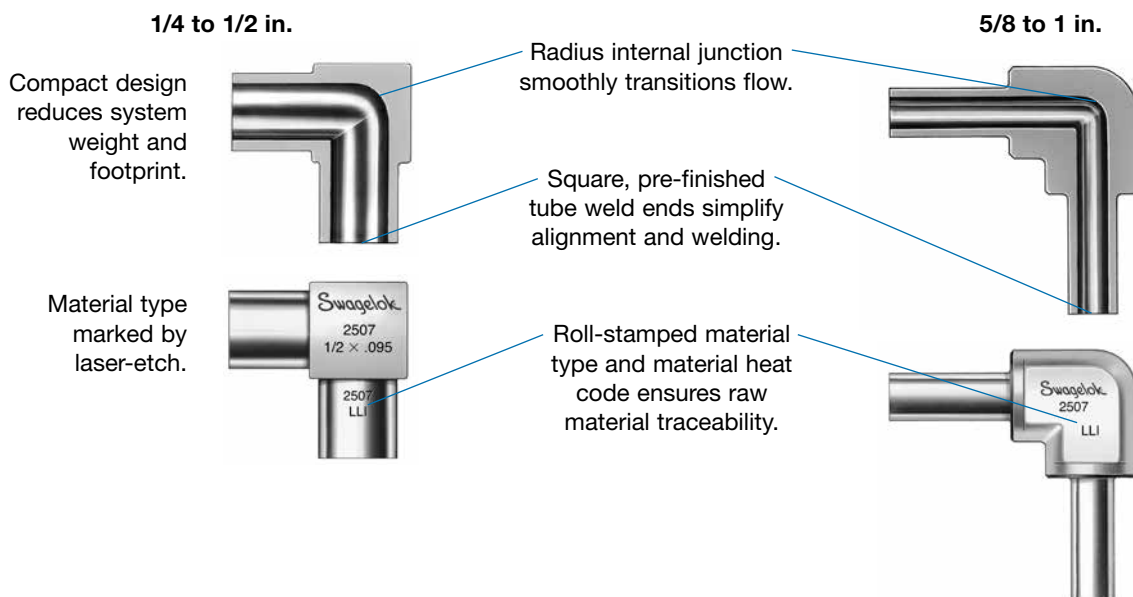


# Alloy 2507 Super Duplex Weld Fittings



- Excellent corrosion resistance in chloride-containing environments
- Compact, high-flow Alloy 2507 tube system connections
- Available in sizes from 1/4 to 1 in.

## Features



Swagelok weld fittings manufactured using Sandvik Alloy 2507 super duplex provide a compact solution for joining Alloy 2507 tube systems. They can be joined to Alloy 2507 components using the Swagelok welding system and flux in the autogenous Alloy 2507 welding process—no filler material or special shielding gases are required.

Available in sizes from 1/4 to 1 in., Swagelok Alloy 2507 weld fittings deliver flow and service ratings that are comparable to larger, heavier Alloy 2507 weld fittings that require filler-type welding. All Swagelok Alloy 2507 weld fittings are manufactured from a special grade of Alloy 2507 material that has a minimum pitting resistance equivalent (PRE) value of 42.5 for maximum durability in chloride-containing environments.

## Pressure Ratings

Pressure ratings for a fluid system are determined by the end connection or system component with the lowest pressure rating.

### Tube Butt Weld End Connections

Pressure ratings are calculated from S values (53 300 psi [367 MPa]), in accordance with ASME B31.3 Chapter IX. Pressure ratings are for metal temperatures from –20 to 100°F (–28 to 37°C). Alloy 2507 tubing, fully annealed, meets ASTM A789 or equivalent.

For lower temperature use, see **Low-Temperature Ratings**.

### Cone-and-Thread End Connections

Cone-and-thread end connections listed in this catalog are manufactured to API-6A “Specification for Wellhead and Christmas Tree Equipment” tolerances and are rated to 20 000 psig (1380 bar) for 1/4, 3/8, and 9/16 in. sizes and to 10 000 psig (690 bar) for 3/4 and 1 in. sizes.

Tube OD in.	Tube Wall Thickness, in.						
	0.035	0.049	0.065	0.083	0.095	0.109	0.120
	Pressure Rating, psig (bar)						
1/4	14 100 (971)	22 600 (1557) <sup>①</sup>	30 200 (2080)	—	—	—	—
3/8	—	14 400 (992) <sup>①</sup>	18 300 (1260)	24 700 (1701)	—	—	—
1/2	—	—	14 400 (992) <sup>①</sup>	18 600 (1281)	22 500 (1550) <sup>①</sup>	—	—
5/8	—	—	—	14 400 (992) <sup>①</sup>	17 400 (1198) <sup>①</sup>	—	—
3/4	—	—	—	12 000 (826) <sup>①</sup>	14 300 (985) <sup>①</sup>	16 000 (1102)	—
1	—	—	—	—	—	11 500 (792)	12 800 (881)

<sup>①</sup> Pressure ratings based on special wall thickness tolerance for Swagelok Alloy 2507 tubing

## Elevated Temperature Ratings

Temperature °F (°C)	Elevated Temperature Factors <sup>①</sup>	
	Alloy 2507 Super Duplex Weld Fitting	
	B31.3 Chapter IX	
150 (66)	0.92	
200 (93)	0.88	
250 (121)	0.84	
300 (149)	0.81	
400 (204)	0.76	
500 (260)	0.73 <sup>②</sup>	

<sup>①</sup> To determine allowable working pressure at elevated temperature, multiply allowable room temperature working pressure by temperature factor from table above. (elevated temperature factor = suggested allowable working pressure at elevated temperature / suggested allowable working pressure at room temperature.)

<sup>②</sup> Alloy 2507 Super Duplex Tubing has a maximum temperature rating of 482°F (250°C)

## Low-Temperature Ratings

Fitting pressure ratings are for metal temperatures from –50 to 100°F (–46 to 37°C), based on –50°F (–46°C) impact tests performed on Alloy 2507 bar and forgings. The tubing listed in the table above has a minimum use temperature of –20°F (–28°C) in accordance with ASME B31.3.

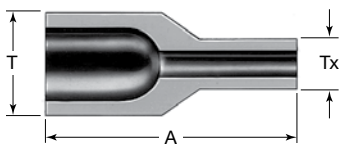
However, the NORSOK M-001 Materials Selection standard allows this tubing to be used at a minimum temperature of –50°F (–46°C). According to the NORSOK M-630 Material Data Sheets for Piping, Alloy 2507 tubing does not have to undergo low-temperature impact testing so long as wall thicknesses are below 0.236 in. (6 mm).

**ASME B31.3 Process Piping requires weld qualification testing for use at temperatures below –20°F (–28°C).**

## Ordering Information and Dimensions

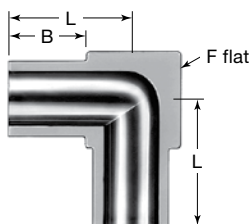
Dimensions are for reference only and are subject to change.

### Reducing Union



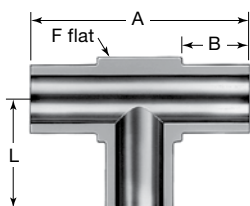
T, Tube OD in.	Wall Thickness in.	Tx, Tube OD in.	Wall Thickness in.	Ordering Number	A in. (mm)
3/8	0.049	1/4	0.035	2507-6MW-6-4-10K	0.75 (19.0)
	0.083		0.065	2507-6MW-6-4-20K	
1/2	0.065	1/4	0.035	2507-8MW-6-4-10K	
	0.095		0.065	2507-8MW-6-4-20K	
1/2	0.065	3/8	0.049	2507-8MW-6-6-10K	
	0.095		0.083	2507-8MW-6-6-20K	
5/8	0.083	1/2	0.065	2507-10TB-6-8-10K	1.60 (40.6)
3/4	0.083	1/4	0.035	2507-12TB-6-4-10K	
		3/8	0.049	2507-12TB-6-6-10K	
		1/2	0.065	2507-12TB-6-8-10K	
1	0.109	1/2	0.065	2507-16TB-6-8-10K	
		3/4	0.083	2507-16TB-6-12-10K	

### 90° Union Elbow



Tube OD in.	Wall Thickness in.	Ordering Number	Dimensions, in. (mm)		
			B	F	L
1/4	0.035	2507-4MW-9-035	0.25 (6.4)	5/16	0.41 (10.4)
	0.065	2507-4MW-9-065			
3/8	0.049	2507-6MW-9-049	0.25 (6.4)	7/16	0.47 (11.9)
	0.083	2507-6MW-9-083			
1/2	0.065	2507-8MW-9-065	0.25 (6.4)	9/16	0.53 (13.5)
	0.095	2507-8MW-9-095			
5/8	0.083	2507-10TB-9-083	0.80 (20.3)	13/16	1.42 (36.1)
3/4	0.083	2507-12TB-9-083	0.80 (20.3)	13/16	1.41 (35.8)
1	0.109	2507-16TB-9-109	0.80 (20.3)	1 1/16	1.49 (37.8)

### Union Tee

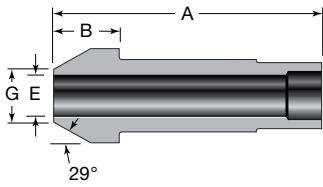


Tube OD in.	Wall Thickness in.	Ordering Number	Dimensions, in. (mm)		
			A	B	F
1/4	0.035	2507-4MW-3-035	0.82 (20.8)	0.25 (6.4)	5/16
	0.065	2507-4MW-3-065			
3/8	0.049	2507-6MW-3-049	0.94 (23.9)	0.25 (6.4)	7/16
	0.083	2507-6MW-3-083			
1/2	0.065	2507-8MW-3-065	1.06 (26.9)	0.25 (6.4)	9/16
	0.095	2507-8MW-3-095			
5/8	0.083	2507-10TB-3-083	2.84 (72.1)	0.80 (20.3)	13/16
3/4	0.083	2507-12TB-3-083	2.82 (71.6)	0.80 (20.3)	13/16
1	0.109	2507-16TB-3-109	2.98 (75.7)	0.80 (20.3)	1 1/16

## Ordering Information and Dimensions

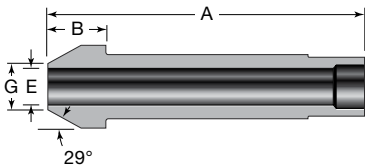
Dimensions are for reference only and are subject to change.

### Cone-and-Thread Male Adapter



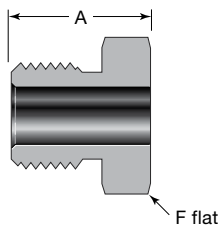
Medium-Pressure Tube Size in.	Tube OD in.	Wall Thickness in.	Ordering Number	Dimensions in. (mm)			
				A	B	E	G
1/4	0.25 (6.4)	0.035	2507-4-MP-3-4TB-035	1.85 (47.0)	0.34 (8.6)	0.11 (2.8)	0.14 (3.6)
		0.065	2507-4-MP-3-4TB-065				
3/8	0.37 (9.4)	0.049	2507-6-MP-3-6TB-049	2.00 (50.8)	0.44 (11.2)	0.21 (5.3)	0.25 (6.4)
		0.083	2507-6-MP-3-6TB-083				
9/16	0.50 (12.7)	0.065	2507-9-MP-3-8TB-065	2.25 (57.2)	0.50 (12.7)	0.31 (7.9)	0.41 (10.4)
		0.095	2507-9-MP-3-8TB-095				
3/4	0.62 (15.7)	0.083	2507-12-MP-3-10TB-083	2.70 (68.6)	0.63 (16.0)	0.46 (11.7)	0.56 (14.2)
	0.74 (18.8)		2507-12-MP-3-12TB-083				
1	0.99 (25.1)	0.109	2507-16-MP-3-16TB-109	3.20 (86.3)	0.78 (19.8)	0.56 (14.2)	0.72 (18.3)

### Long Cone-and-Thread Male Adapter



Medium-Pressure Tube Size in.	Tube OD in.	Wall Thickness in.	Ordering Number	Dimensions in. (mm)			
				A	B	E	G
1/4	0.25 (6.4)	0.035	2507-4-MP-3L-4TB-035	2.65 (67.3)	0.34 (8.6)	0.11 (2.8)	0.14 (3.6)
		0.065	2507-4-MP-3L-4TB-065				
3/8	0.37 (9.4)	0.049	2507-6-MP-3L-6TB-049	2.85 (72.4)	0.44 (11.2)	0.21 (5.3)	0.25 (6.4)
		0.083	2507-6-MP-3L-6TB-083				
9/16	0.50 (12.7)	0.065	2507-9-MP-3L-8TB-065	3.10 (78.7)	0.50 (12.7)	0.31 (7.9)	0.41 (10.4)
		0.095	2507-9-MP-3L-8TB-095				
3/4	0.62 (15.7)	0.083	2507-12-MP-3L-10TB-083	3.65 (92.7)	0.63 (16.0)	0.46 (11.7)	0.56 (14.2)
	0.74 (18.8)		2507-12-MP-3L-12TB-083				
1	0.99 (25.1)	0.109	2507-16-MP-3L-16TB-109	4.15 (105)	0.78 (19.8)	0.56 (14.2)	0.72 (18.3)

### Cone-and-Thread Male Nut

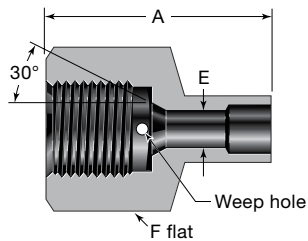


Medium-Pressure Tube Size in.	Ordering Number	Thread Size	Dimensions in. (mm)	
			A	F
1/4	2507-4-MP-4	7/16-20 UNF-2	0.58 (14.7)	9/16
3/8	2507-6-MP-4	9/16-18 UNF-2	0.72 (18.3)	5/8
9/16	2507-9-MP-4	13/16-16 UN-2	0.80 (20.3)	7/8
3/4	2507-12-MP-4	3/4-14 NPSM-2	0.94 (23.9)	1 1/8
1	2507-16-MP-4	1 3/8-12 UNF-2	1.35 (34.3)	1 3/8

## Ordering Information and Dimensions

Dimensions are for reference only and are subject to change.

### Cone-and-Thread Female Connector



Medium-Pressure Tube Size in.	Tube OD in.	Wall Thickness in.	Ordering Number	Dimensions in. (mm)			Thread Size
				A	E	F	
1/4	1/4	0.035	2507-4-MP-3A-4TB-035	1.47 (37.3)	0.11 (2.8)	11/16	7/16-20 UNF-2
		0.065	2507-4-MP-3A-4TB-065				
3/8	3/8	0.049	2507-6-MP-3A-6TB-049	1.57 (39.9)	0.21 (5.3)	7/8	9/16-18 UNF-2
		0.083	2507-6-MP-3A-6TB-083				
9/16	1/2	0.065	2507-9-MP-3A-8TB-065	2.05 (52.1)	0.37 (9.4)	1 1/16	13/16-16 UN-2
		0.095	2507-9-MP-3A-8TB-095		0.31 (7.9)		

### Cleaning and Packaging

Weld fitting components are cleaned to remove machine oil, grease, and loose particles. Refer to *Standard Cleaning and Packaging (SC-10)*, MS-06-62, for additional information.

### Alloy 2507 Tubing



Swagelok offers Alloy 2507 tubing in sizes of 1/4 to 1 in. outside diameter. Refer to *Alloy 2507 Seamless Super Duplex Tubing—Fractional Sizes* catalog, MS-02-151, for additional information.

### Alloy 2507 Tube Fittings

Refer to *Alloy 2507 Super Duplex Tube Fittings* catalog, MS-01-174, for additional information.



## Tools for Use with Alloy 2507 Weld Fittings



### Swagelok Welding System

The Swagelok welding system is a powerful (up to 200 A) gas-tungsten arc orbital welding system. Compared to manual or filler-based welding methods for Alloy 2507 material, this autogenous orbital welding system can reduce weld cycle time, improve weld consistency and quality, and help manage the total welding process. The Swagelok welding system is supported by a comprehensive package of equipment, training, accessories, and technical service.

Refer to *Welding System—M200 Power Supply* catalog, MS-02-342, for additional information.

### Welding Flux

Swagelok welding flux is required in the autogenous Alloy 2507 welding process developed for use with the Swagelok welding system. The flux helps to ensure that proper austenite/ferrite phase balance, nitrogen content, and weld penetration are achieved in welded Alloy 2507 connections.



Ordering number:  
**SWS-FLUX-1**



### Tube Facing Tools

Swagelok TF series tube facing tools machine the smooth, square, burr-free tube ends needed for maximum reliability and performance in orbitally welded and mechanical fitting connections.

Refer to *Tube Facing Tools* catalog, MS-02-426, for additional information.

## Introduction

Since 1947, Swagelok has designed, developed, and manufactured high-quality, general-purpose and specialty fluid system products to meet the evolving needs of global industries. Our focus is on understanding our customers' needs, finding timely solutions, and adding value with our products and services.

We are pleased to provide this global edition of the book-bound *Swagelok Product Catalog*, which compiles more than 100 separate product catalogs, technical bulletins, and reference documents into one convenient, easy-to-use volume. Each product catalog is up to date at the time of printing, with its revision number shown on the last page of the individual catalog. Subsequent revisions will supersede the printed version and will be posted on the Swagelok website and in the Swagelok electronic Desktop Technical Reference (eDTR) tool.

For more information, visit your Swagelok website or contact your authorized Swagelok sales and service representative.

## Warranty Information

Swagelok products are backed by The Swagelok Limited Lifetime Warranty. For a copy, visit [swagelok.com](http://swagelok.com) or contact your authorized Swagelok representative.

### Safe Product Selection

**When selecting a product, the total system design must be considered to ensure safe, trouble-free performance. Function, material compatibility, adequate ratings, proper installation, operation, and maintenance are the responsibilities of the system designer and user.**

### WARNING

**Do not mix/interchange Swagelok products or components not governed by industrial design standards, including Swagelok tube fitting end connections, with those of other manufacturers.**

Not all trademarks listed below apply to this catalog.  
Swagelok, Cajon, Ferrule-Pak, Goop, Hinging-Collecting, IGC, Kenmac, Micro-Fit, Nupro, Snoop, Sno-Trik, SWAK, VCO, VCR, Ultra-Torr, Whitey—TM Swagelok Company  
15-7 PH—TM AK Steel Corp.  
AccuTrak, Beacon, Westlock—TM Tyco International Services  
Atlas—TM Asahi Glass Co., Ltd.  
ASCO, El-O-Matic—TM Emerson  
AutoCAD—TM Autodesk, Inc.  
CSA—TM Canadian Standards Association  
Crastin, DuPont, Kalrez, Krytox, Teflon, Viton—TM E.I. duPont Nemours and Company  
DeviceNet—TM ODVA  
Dyneon, Elgiloy, TFM—TM Dyneon  
Elgiloy—TM Elgiloy Specialty Metals  
FM—TM FM Global  
Grafoil—TM GrafTech International Holdings, Inc.  
Honeywell, MICRO SWITCH—TM Honeywell  
MAC—TM MAC Valves  
Microsoft, Windows—TM Microsoft Corp.  
NACE—TM NACE International  
PH 15-7 Mo, 17-7 PH—TM AK Steel Corp  
picofast—Hans Turck KG  
Pillar—TM Nippon Pillar Packing Company, Ltd.  
Raychem—TM Tyco Electronics Corp.  
Sandvik, SAF 2507—TM Sandvik AB  
Simriz—TM Freudenberg-NOK  
SolidWorks—TM SolidWorks Corporation  
UL—Underwriters Laboratories Inc.  
Xylan—TM Whitford Corporation  
© 2020 Swagelok Company